



CREATE A MATCH OFFICIAL PROFILE

I DON'T HAVE A SCRUMS ACCOUNT

If you don't have a **SCRUMS** account, before creating your Match Official Profile, you will first need to register on **SCRUMS**.

If you already have a **SCRUMS** account, please login to your existing **SCRUMS** account to create your Match Official Profile. Separate guidance for this process can be found [here](#).

STEP 1

To navigate to the **SCRUMS** login / registration page, please follow the link below;
<https://scrums.scottishrugby.org/login>

To begin registration, click on the '**Register Here**' button.

PLEASE NOTE: If you have an existing **SCRUMS** account you **DO NOT** need to register a new **SCRUMS** account to create a **Match Official Profile**.



CREATE A MATCH OFFICIAL PROFILE

STEP 2

Then, click on 'Click here to read Terms of Use and Privacy Policy then Proceed to Registration'.

You will now be presented with the 'SCRUMS Terms of Use' & 'Privacy Policy', scroll down to read and then click on 'Accept' to continue to Registration.

For any further guidance please contact scrums@sru.org.uk

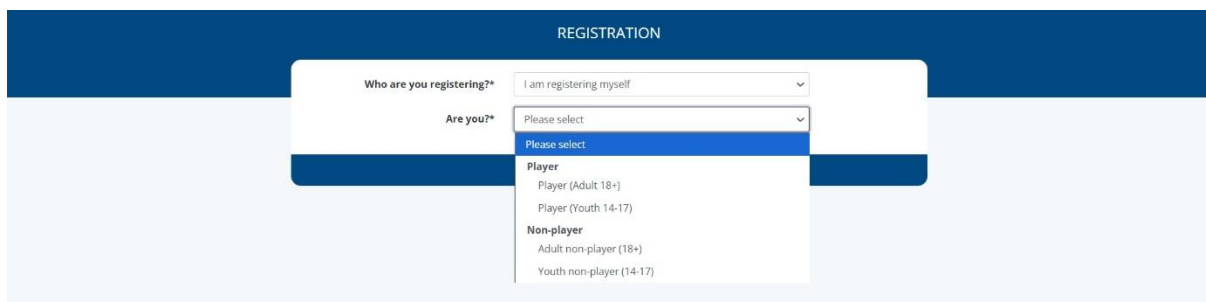
CREATE A MATCH OFFICIAL PROFILE

STEP 3

From the Dropdown, first select the **'I am registering myself'** option.

PLEASE NOTE: You will be asked if you are a **'Player'** or **'Non-Player'**. If you are both, please select **'Non-Player'** at this stage as you will still have the option to create your **Player Profile** once registered on **SCRUMS**. Select from:

- **Adult Non-Player (18+)** - Select this option if You are 18 years old or older
- **Youth Non-Player (14-17)** - Select this option if you are aged between 14 and 17 years old.



The screenshot shows the 'REGISTRATION' form. The 'Who are you registering?' dropdown is open, showing options: 'I am registering myself' (selected), 'Please select', 'Please select', 'Player' (with sub-options 'Player (Adult 18+)' and 'Player (Youth 14-17)'), and 'Non-player' (with sub-options 'Adult non-player (18+)' and 'Youth non-player (14-17)').

Please enter the required information within the **SCRUMS Registration Form**.



The screenshot shows the 'Personal Details' section of the registration form. It includes fields for 'First Name*', 'Middle Names', 'Surname*', and 'E-Mail Address*'. The 'Who are you registering?' dropdown is set to 'I am registering myself' and the 'Are you?' dropdown is set to 'Player (Adult 18+)'. Below the fields, there is a note: 'Please provide your personal details to create your SCRUMS profile.'

Once your details are complete, enter your password and click **'Create Account'**



The screenshot shows the 'Create Account' section of the registration form. It includes fields for 'Password*' and 'Confirm Password*'. A red arrow points to the 'Create Account' button.



CREATE A MATCH OFFICIAL PROFILE

STEP 4

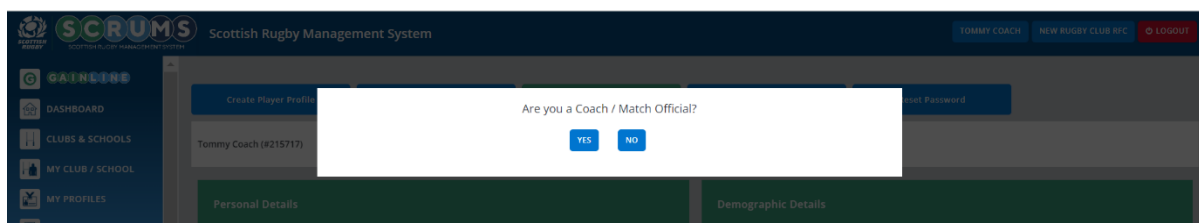
You will now receive an email from **SCRUMS** with an email verification link, click on the '**Verify Email**' link to verify your email address and to complete the registration and verification process.



STEP 5

When you have completed the registration process, you will be logged into your **SCRUMS** account. You will then be asked the question '**Are you a Coach / Match Official?**'.

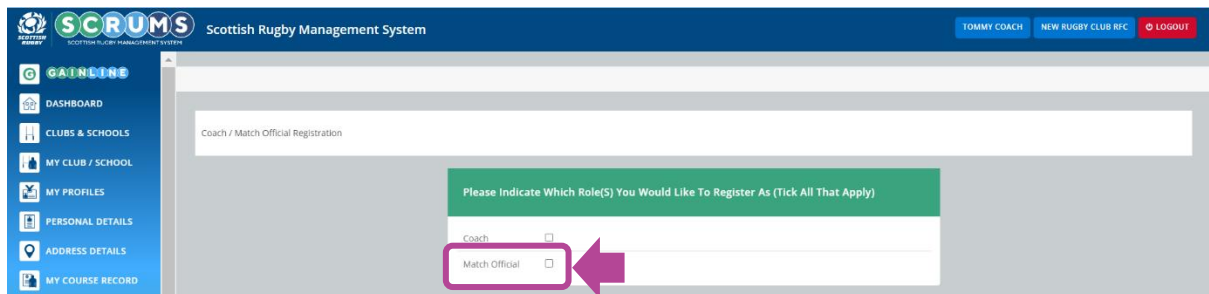
Select '**Yes**' to begin building your **Match Official Profile**.



CREATE A MATCH OFFICIAL PROFILE

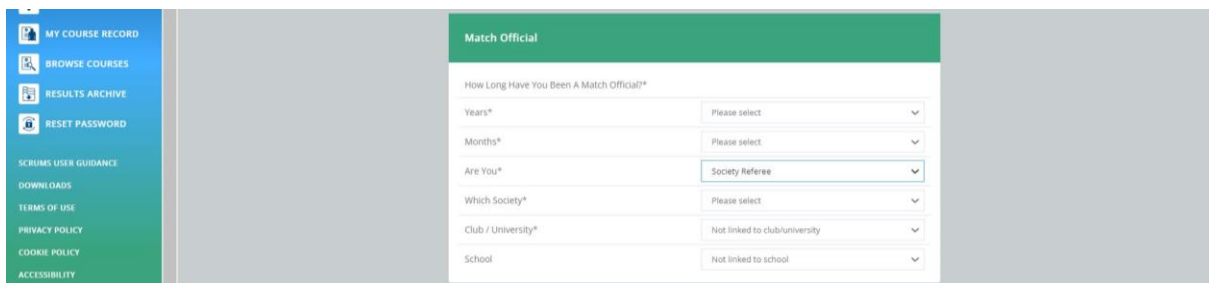
STEP 6

Please select 'Match Official' from the options available.

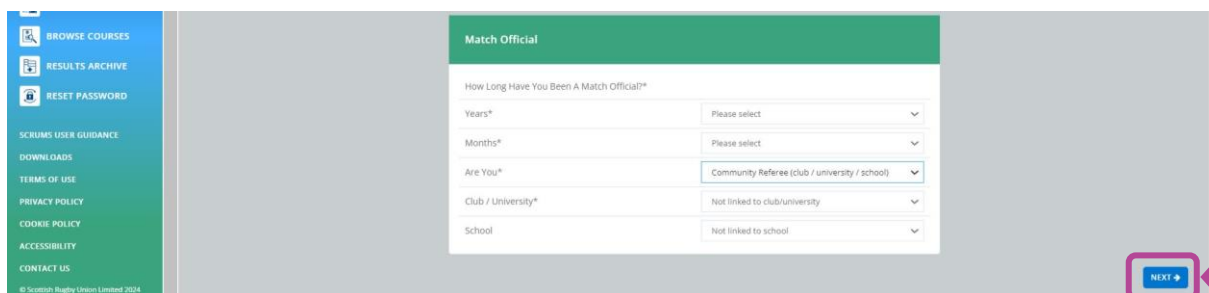


You will then be asked to answer questions about the nature of your role. Please indicate if you are a **Society Referee** or a **Community Referee** (club, school, university).

If you are a **Society Referee**, please first select your **Society** and then select your affiliated **Club / University** and/or **School**.



If you are a **Community Referee**, please select your affiliated **Club / University** and/or **School**.



PLEASE NOTE: If you are not affiliated to any clubs please leave the selections as 'Not linked to club/university' and 'Not Linked to School'. Then, click 'Next' to continue to the next section.



CREATE A MATCH OFFICIAL PROFILE

STEP 7

If you indicated that you are not affiliated to a **Club / University** or a **School** you will now be asked to select a '**Local Authority of Residence**'.

Please select your local authority from the dropdown list and click '**Next**'.

PLEASE NOTE: If you selected a **Club / University** or a **School** you will not be asked this question.

STEP 8

You will be asked to provide detail on the qualifications you hold. All qualifications are relevant.

The information you provide in this section will be checked against Scottish Rugby's records to ensure that we hold the most accurate information on your qualification history.

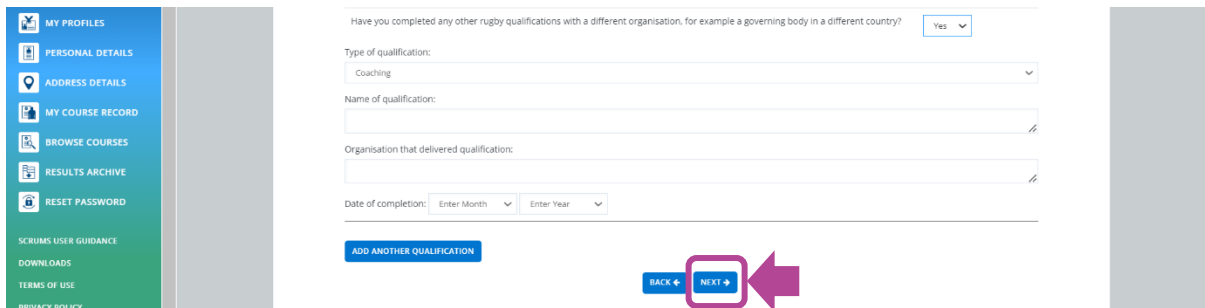
Please tick the box next to each qualification you have achieved since 2005. If known, please also indicate the date and venue of the course.

CREATE A MATCH OFFICIAL PROFILE

STEP 9

If you have completed any other relevant rugby qualifications with another sporting governing body or organisation, you can provide those in the **'Other'** section.

Click **'Add another qualification'** if you need to add more than one. Then, click **'Next'** when complete, to continue to the next section of the form.



Have you completed any other rugby qualifications with a different organisation, for example a governing body in a different country? ☐ Yes ☐ No

Type of qualification:

Name of qualification:

Organisation that delivered qualification:

Date of completion:

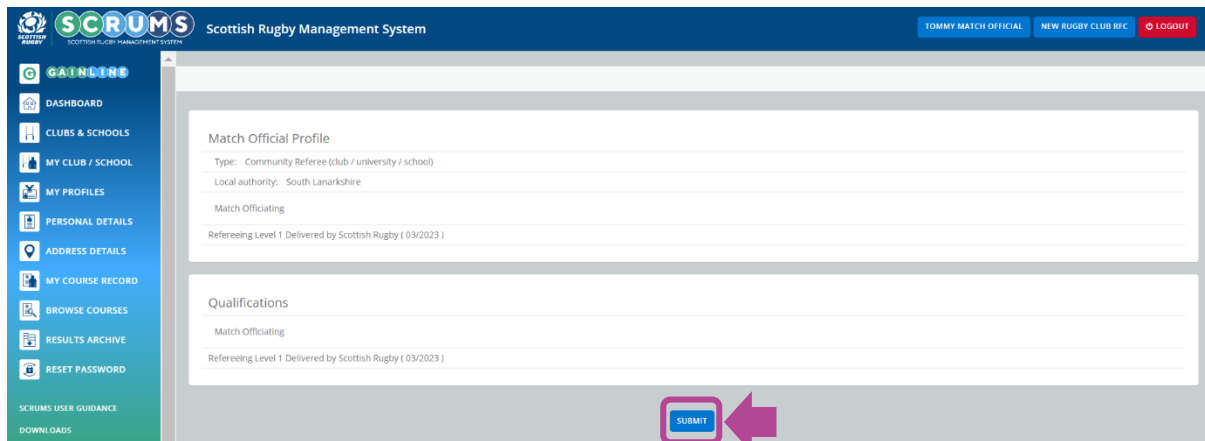
[ADD ANOTHER QUALIFICATION](#)

[BACK](#) [NEXT](#)

PLEASE NOTE: All qualifications will be verified by Scottish Rugby before they appear on your **SCRUMS** record.

STEP 10

On this final page you can review the information you have provided. You will see separate sections for **'Match Official Profile'** and **'Qualifications'**.



Match Official Profile

Type: Community Referee (club / university / school)

Local authority: South Lanarkshire

Match Officiating

Refereeing Level 1 Delivered by Scottish Rugby (03/2023)

Qualifications

Match Officiating

Refereeing Level 1 Delivered by Scottish Rugby (03/2023)

[SUBMIT](#)

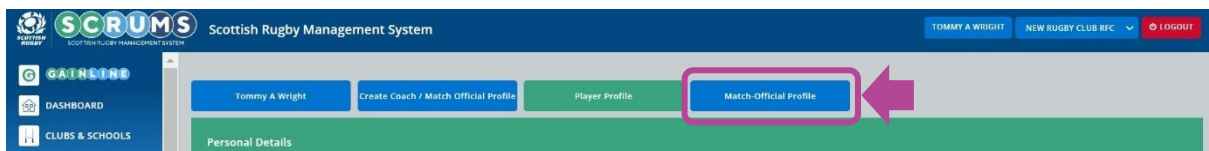
CREATE A MATCH OFFICIAL PROFILE

STEP 11

Once you are happy with the information you have provided click '**Submit**' to create your Match Official Profile.



You have now successfully created your Match Official Profile, which you can access from the '**My Profiles**' section on **SCRUMS**.



LOGIN TO SCRUMS

You can login to your account at any time from the **SCRUMS** main login page, here:
<https://scrums.scottishrugby.org/login>

Forgot your Password? Don't worry you can reset it from the **SCRUMS** main login page, here:
<https://scrums.scottishrugby.org/password/reset>

